

Lesson Plan for Careers/how they are linked with each other and relate to community

The goal for this month is to have children fully understand the importance of various vocations/jobs in society. When teaching the children about each vocation/job, ask them to describe what the world would look like if that particular person did not exist.

Word List:

Occupation	Astronaut	Chef
Doctor	Engineer	Community
Medical doctor	Seller	
Medicine	Librarian	
Nurse	Researcher	
Patient	Painter	
Veterinarian	Architect	
Dentist	Teacher	
Farmer	Hairdresser	
Gardener	Health	
Photographer	Florist	
Actor/Actress	Mail Carrier	

Level Guide is based on age. Age groups are

2-3 year olds

3-4 year olds

4-5 year olds

K-first grade (5-7)

2nd and 3rd grade (7-9)

4th grade and above (over 9)







Model Art for November


Songs for Month of November (click on link to open related document including lyrics...)

[22. Paez](#)

[23. Kalaghe mege khabar khabar](#)

Category	Level	Activity	Material	Procedure	Comments
Nature	2-10	<i>Farmer's chores / Gardener's chores</i>	<ul style="list-style-type: none"> • Watering equipment • Rake 	<p>Take children in the backyard and have them practice various gardening chores:</p> <ul style="list-style-type: none"> • watering plants • weeding • raking leaves • harvesting tomatoes and mint <p>Also throughout the month to understand about farming: Have each kid plant a bean .. in a cup/ pot of soil and water everyday and watch growth (like Planting fava bean in egg box)</p>	  <p>talk about how the farmer's job is connect to other jobs and our lives (for example the shopkeeper sells the produce of the farmer, the chef cooks the produce...)</p>
Art	2-4	<i>Tailor, Seamstress, dressmaker</i>	<ul style="list-style-type: none"> • paper • scissors • cloth • colored paper • Needle and thread • cloth 	<p>We draw a simple doll on a paper and give kids pieces of clothes and plastic scissors and ask them to become a tailor and dress their doll using glue.</p> <p>FOR OLDER CHILDREN kids can practice threading a needle and sewing based on a pattern</p>	 <p>Check this link for more ideas http://www.sewmamasew.com/2009/08/easy-hand-sewing-for-kids-early-years/</p>

Science (?)	2-9	Chef	<p>Depending on the children's age different recipes can be chosen- for preschoolers:</p> <ul style="list-style-type: none"> • bread • cheese slices • mint • cucumber • ... 	<ul style="list-style-type: none"> • Talk about chefs and their job. • talk about the nutrition facts of ingredients for older kids <p>Cooking class: Each kid get some bread, cheese, mint, and cucumber ... and they try to make a sandwich for themselves.</p>	<p>For older children they can try to make more complex foods. Also you can show kids pictures of food presentations.</p> 
Science/ nature	all	Carpenter	<ul style="list-style-type: none"> • wood • Sandpaper 	Sanding wood as carpenter	for older kids teach them how to use different carpentry equipment and then have them actually build things (this is an ongoing project)
Nature day.	2-9	Waste Collector - Garbage Collector	<ul style="list-style-type: none"> • two garbage bags • gloves (maybe) 	<p><i>For pre-schoolers:</i> Collecting garbage in the back yard and sorting them for recycling (which garbages are going in recycle bin and which on garbage bin or compost)</p> <p><i>For grade schoolers:</i> Coordinate with places where they can go and help clean up streets or parks</p>	<p>resources on composting and recycling: http://www2.epa.gov/recycle/composting-home http://www2.epa.gov/recycle/recycling-basics</p>

Art	all	Painter/ Artist	<ul style="list-style-type: none"> • easel • paper • tempera paint /pastel 	<p>This project is similar to any art activity but with an extra added element of role play. Each child pretends to be an painter.</p> <p>For older children there can be an introduction on art, different styles of artwork...with a model art to follow</p>	
Art/ Science	4 and above	Photographer	<ul style="list-style-type: none"> • disposable cameras 	<p>First talk to kids about what photographers do.</p> <p>Ask to them to name different types of photographers (fashion photography, journalism photography, nature photography, event photography,.....)</p> <p>For older kids explain how a camera works.</p> <p>The give kids an opportunity to take photos. Especially for the older kids, make sure it is not random and they decide what topic they want to capture/ photograph.</p>	
general	6 and above	Occupations Charades	<ul style="list-style-type: none"> • hat / bucket... • pieces of paper with occupations written on them 	<p>Each child takes a turn and pulls a piece of paper out of the hat.</p> <p>Then they have to act out that profession without using any words and the other have to guess</p>	<p>this is more of a game than a project but it is great for vocabulary (in the heritage language)</p>

	7 and above	<i>Making blueprints of their classroom and school_ Architects</i>	<ul style="list-style-type: none"> • blueprint paper (or print online) • rulers • pencils 	<p>in this exercise the children will be practicing an aspect of an architect's job</p> <p>step 1: pair up the kids and have them take measurements of the different classrooms. Maybe one group per class. have them write down their measurements</p> <p>step 2) gather all the measurements and post them on wall.</p> <p>step 3) have kids map out the school or one floor of the school based on the measurements on blueprint paper.</p>	<p>this exercise requires some mathematics knowledge. Kids will need to scale the actual sizes onto paper to reflect the right proportions.</p> <p>Much of this process is done with computers these days - but it is still good for the kids to understand and learn it</p> <p>the link below has the blueprint symbols: http://www.the-house-plans-guide.com/blueprint-symbols.html</p>
	5 and above	<i>Sketching buildings- Architects</i>	pencils & erasers paper clipboard	<p>Sketching buildings: Each kid has paper, pencil and clip board. They all go outside and practice sketching the Golestan building from the outside. This is a practice in understanding perspective and dimensions - mapping what you see on paper. Ideally you would take the kids somewhere where there are several beautiful buildings and they can pick what they want to sketch but it think the feasible version of it would be the Golestan building.</p>	

general	4-5	<i>Being a mail carrier</i>	<ul style="list-style-type: none"> • paper • old envelopes that can be reused • coloring pencils • cardboard boxes 	<p>Explain the role of a mailman and what they do. What would happen if there were no mailmen? Then start the project:</p> <ol style="list-style-type: none"> 1. kids write their classmates names on envelopes and decorate them 2. each kid can also decorate their own mailbox (use a cardboard box for the mail boxes) (or use cubbies as mailboxes) 3. Once the envelopes are prepared each kids sort through them and delivers each envelope to the right mailbox (or cubbie) 	
general	7 and above	Being a Journalist	<ul style="list-style-type: none"> • pencil and paper 	<p>This can be a week long or month long project:</p> <p>Kids pick a current issue or topic that they find personally important, research it and then come and present it to the class as a journalist. They can interview someone knowledgeable in that field</p>	
general	2-5	<i>Guessing Game: who uses this tool?</i>	<ul style="list-style-type: none"> • tools from different occupations (real tools are best but play tools work too- you 	<p>The teacher pulls out a tool from the bag and the students have to guess what occupation uses it</p>	<p>Point out how some tools are used by several jobs</p>

			<p>can also use photos for some of them they are not available in any other form) examples :</p> <ul style="list-style-type: none"> ● paint brush ● hammer ● stethoscope ● otoscope ● ophthalmoscope (to look inside your eyes). ● gardening shears ● binoculars ● scissor and comb ● spatula & other cooking utensils ● ballet shoes ● musical sheets ● microphone 		
Nature Day	3-5	Community role play	Nothing needed	<p>This is a group activity for all of the class to do outside- kids pick a occupation and then each pretends to engage in that occupation - the point of the exercise being that together all the different jobs reflect the roles in a community.</p> <p>For the younger kids, teachers can direct their roleplaying, for example the teacher can pretend to be sick, needs to be taken to the doctors, get's hungry-> goes to the chef, chef runs out of supplies goes to farmers market where there are</p>	

